



## Activity

**For 3-5s** – Print page 26 onto paper for each child.

**Before the lesson** cut the page in half along the line. Cut the circle out and cut the hatched areas of the foot and the heart out.

**The children** colour the cross and colour the splatter mark to look dirty and messy (they will need to stay within the lines).

Help them to attach the circle behind the foot and heart with a paper fastener. They dial the circle to see how foot washing is a picture of the way the cross cleans our hearts.

**For 5-7s** – Print page 27 onto paper for each child. Use the page to discuss different practical ways in which the children can serve others.

Help the children to see that sometimes even things that are good to do don't mean that we are serving others.

Help them to also think through the motivation for serving others.

**The children** circle and colour only the serving pictures.

**7-9s** - Print page 28 onto paper for each child. Use the activity sheet to reinforce the lesson.

**9-11s** - Print page 29 onto paper for each child. Use the activity sheet to reinforce the lesson.



## Extra Extra

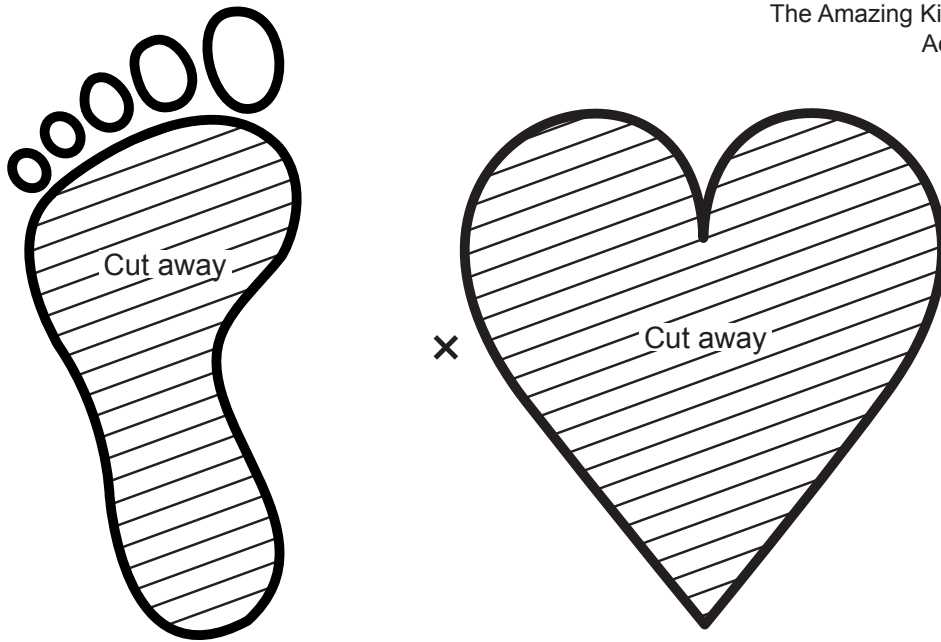
Divide the children into groups of two or three. Get them to act out a scenario where the characters illustrate the principle of serving one another. These need to be realistic scenarios from their everyday experience.



## Memory Verse

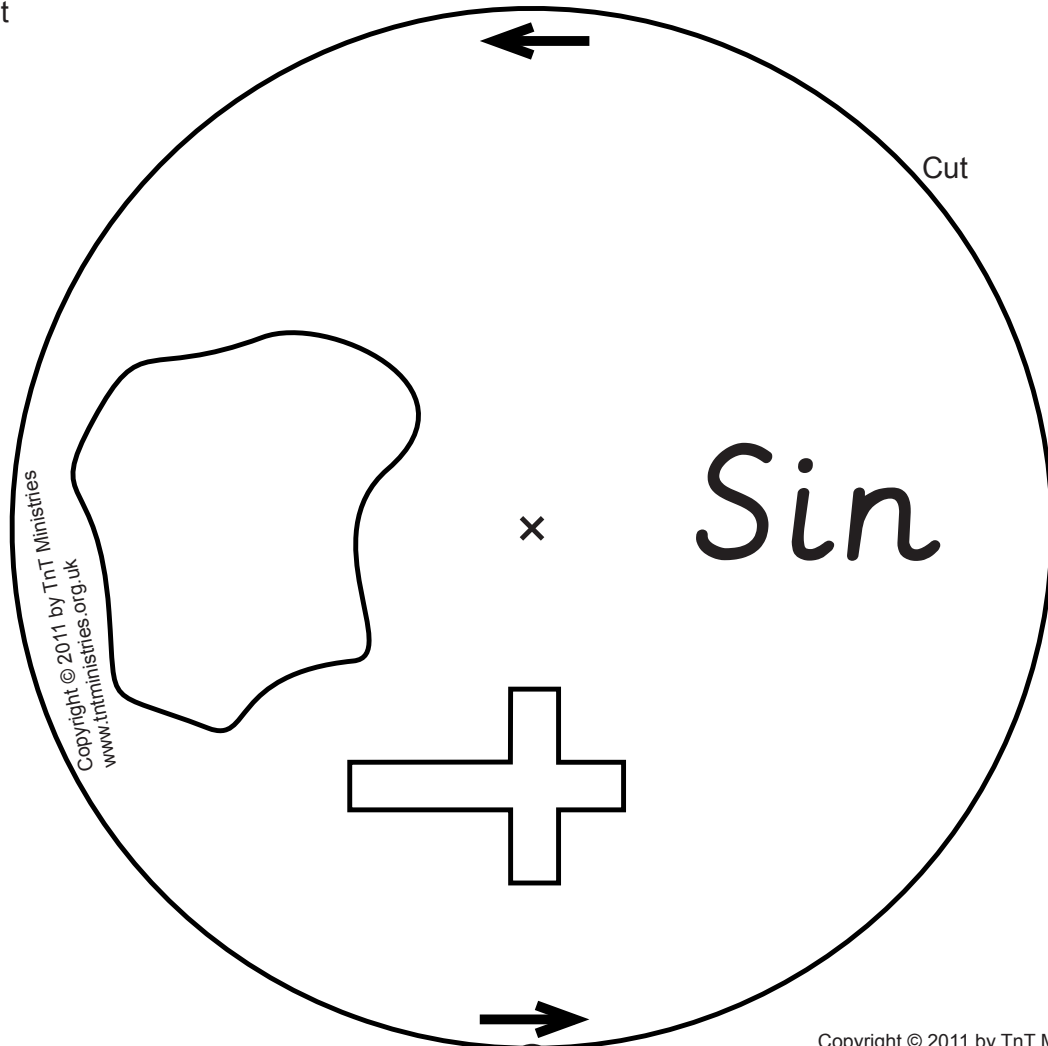
3-7's Proverbs 3:5a - *"Trust in the LORD with all your heart". [NIV]*

7-11's Proverbs 3:5 - *"Trust in the LORD with all your heart and lean not on your own understanding". [NIV]*



Jesus washed Peter's feet to show how Peter's heart would become clean when Jesus died. John 13:8

Cut



Copyright © 2011 by TnT Ministries  
www.tntministries.org.uk


Jesus showed his disciples what it meant to put others first. Circle and colour all the pictures that show what we can do to serve others.



Reading a Christian book



Sharing



Reading the Bible



Being good in class



Playing with a new boy or girl at school



Bringing mummy and daddy a cup of tea



Playing with friends

# THE SERVANT KING

The story can be found in John 13:1-17



## Discover

What are the three things that Jesus knew? (13:3)

A diagram consisting of three thought bubbles. The top-left bubble contains a hand holding a calculator. An arrow points from this bubble to the top-right bubble, which contains a downward-pointing arrow. Another arrow points from the top-right bubble to the bottom bubble, which is empty.

Knowing that he is so important,  
what did Jesus do? (13:4-5)

- He forced people to serve him
- He served others himself
- He forced people to serve others

Was Peter happy for Jesus  
to serve him? (13:8)



**Think?**  
**Spot**

Why did Jesus need  
to 'wash' Peter?

**DISCUSS?**

If Jesus served in this way, why should  
we serve each other?

What are some of the ways we can serve others?

# THE SERVANT KING

The story can be found in John 13:1-17

## Discover



What are the three things that Jesus knew about his situation?  
(13:3)

What did Jesus do because of what he knew? (13:4-5)

---

---

What did Peter have to say about this? (13:8)

**Think?**  
**Spot**

What was the foot washing a picture of?  
Why did Jesus need to 'wash' Peter?

**DISCUSS?**

Why do we like it when other people serve us?  
How does it make us feel?  
Thinking about who Jesus is (13:13) why should we serve one another?  
What are some of the ways we can do this?